

NürnbergMesse Group
Nuremberg Exhibition Centre

PRESS CONFERENCE

Tuesday, 18 July 2023
NCC Mitte, Brüssel Hall,
and Livestream




A VUCA World

volatile, uncertain, complex, and ambiguous



TEAM	TO DO	DOING	PEER REVIEW	DONE
Chairman				
Member				
Member				
Member				
Member				



The 2022 exhibition year

Successful business year (March - December)



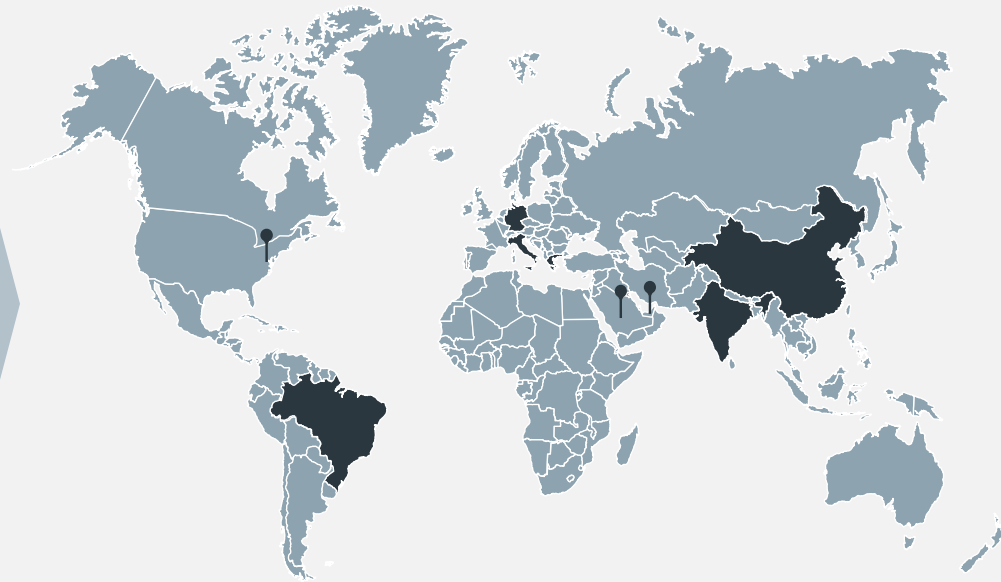
The 2022 exhibition year

Trade fairs in Nuremberg and worldwide

79

*Trade fairs worldwide
planned*

- 39 in Germany
- 6 in Greece
- 10 in Brazil
- 5 in China
- 11 in India
- 2 in Italy
- 6 in other countries



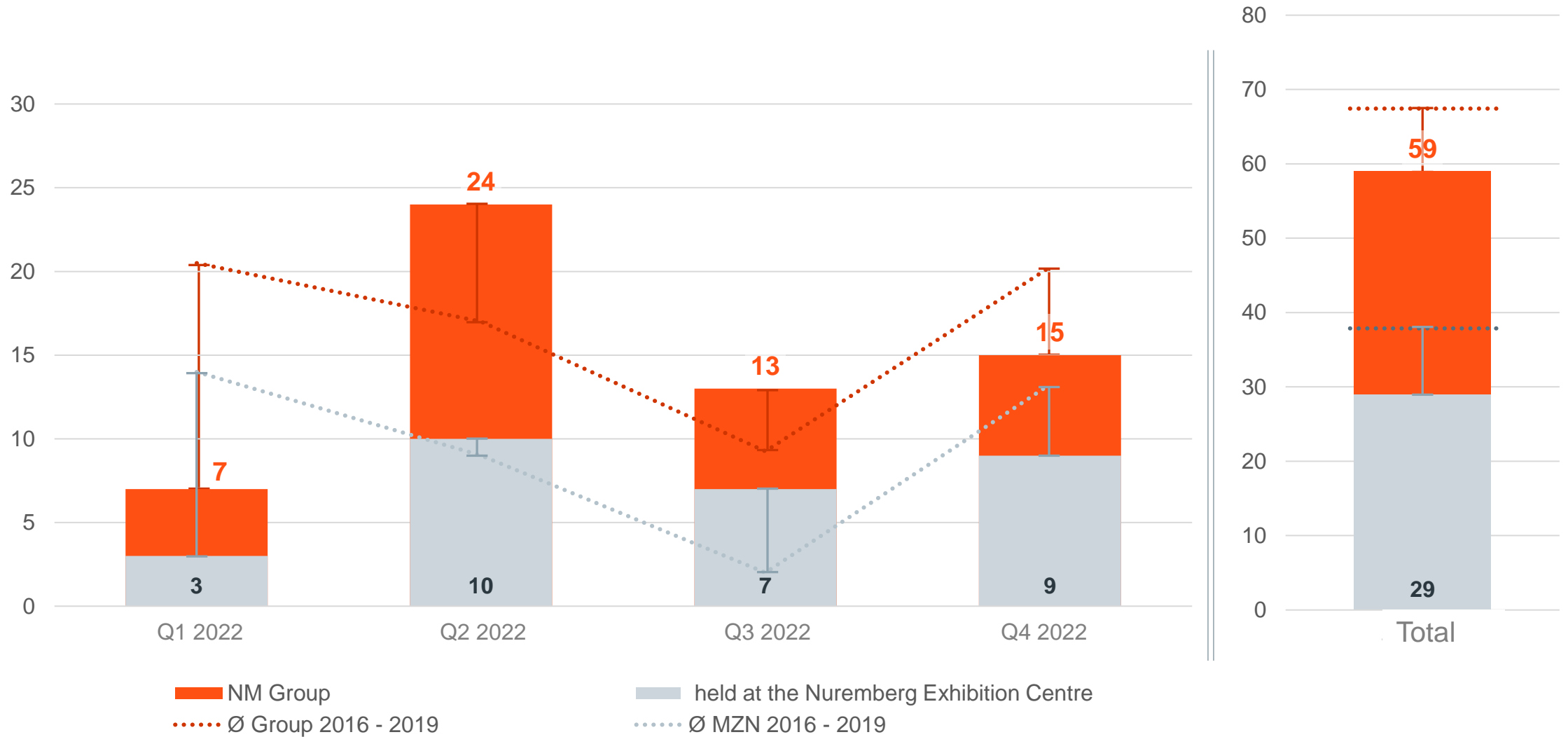
59

*Trade fairs worldwide
held*

- 31 in Germany
- 6 in Greece
- 9 in Brazil
- 1 in China
- 8 in India
- 1 in Italy
- 3 in other countries

The 2022 exhibition year

Trade fairs in Nuremberg and worldwide



The 2022 exhibition year

NürnbergMesse Group: Event figures



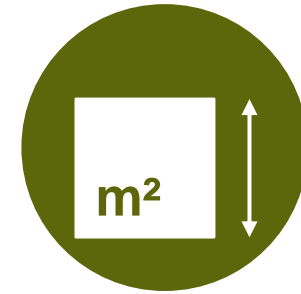
155
events



989,338
visitors



23,457
exhibitors

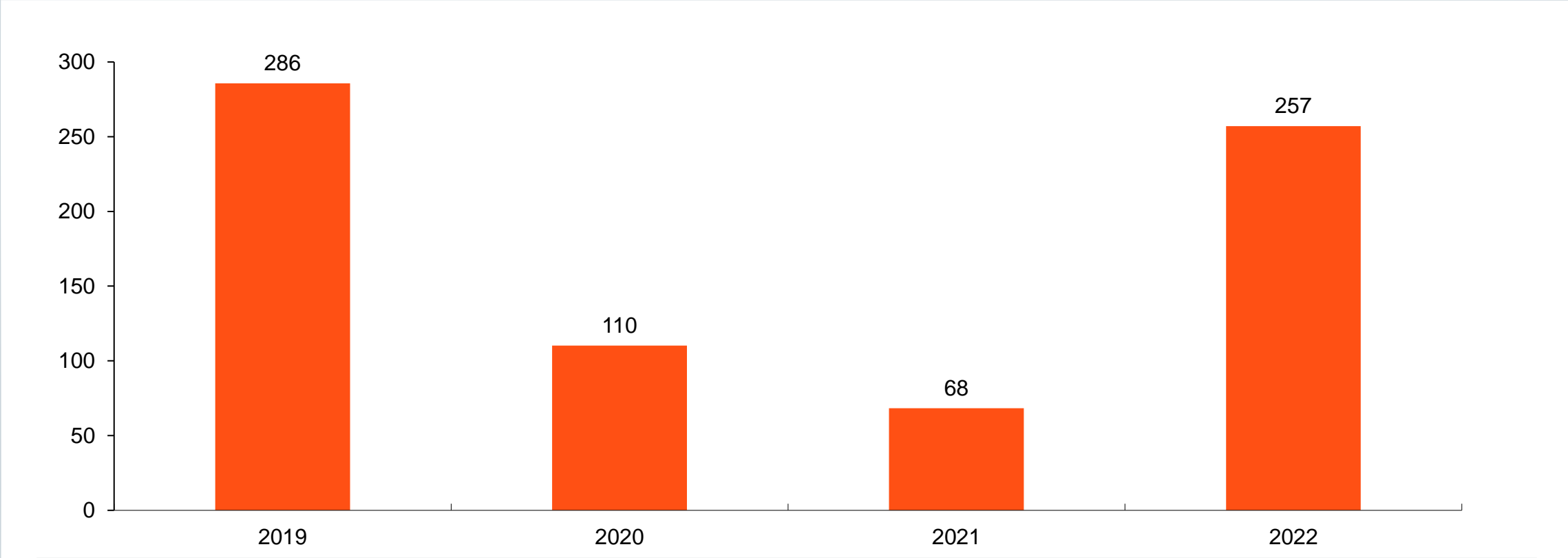


841,612
net space (m²)

NürnbergMesse Group

Sales performance 2019 - 2022

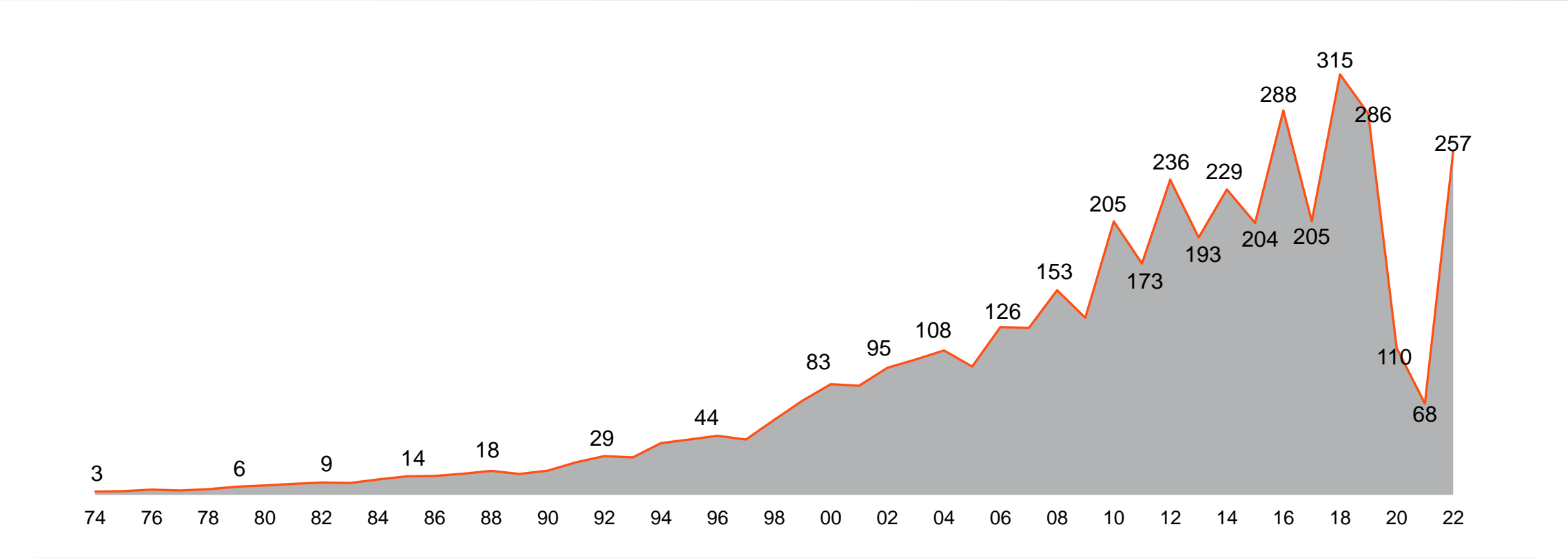
Sales performance in €m



NürnbergMesse Group

Sales performance

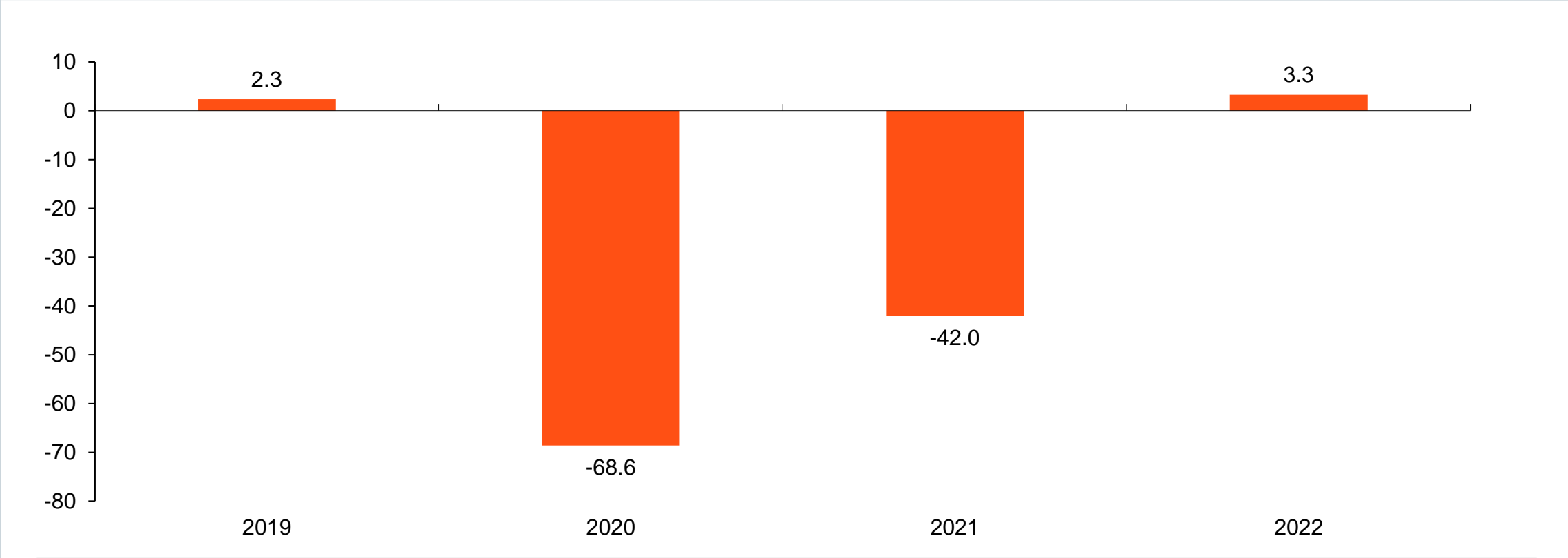
Sales performance in €m



NürnbergMesse Group

Change in consolidated profit/loss* in €m

Change in consolidated profit/loss* in €m, 2019–2022



*Consolidated net profit/loss for the year plus/minus withdrawal/allocation to reserves corrected for minority interests

NürnbergMesse Group

Sales, consolidated profit/loss*, EBITDA, in €m

	2018	2019	2020	2021	2022
Sales	315.1	285.7	110.3	68.3	257.1
Consolidated profit/loss*	28.0	2.3	-68.6	-42.0	3.3
EBITDA	67.9	34.8	-29.3	-4.4	32.3

*Consolidated net profit/loss for the year plus/minus withdrawal/allocation to reserves corrected for minority interests

NürnbergMesse Group/GmbH

Employee numbers 2022/2023*

	2022	2023
NürnbergMesse Group	1,039	1,121
NürnbergMesse GmbH	570	567

*As of 30.06.2022 and 30.06.2023

New trade fair concepts

Around the world 2023/2024

 **embeddedworld** North America
Exhibition&Conference
...it's a smarter world

LEGAL REVOLUTION
EMPOWERING LEGAL PROS
3. + 4. Mai 2023
NürnbergMesse

 **EUROGUSS**
MEXICO

 **embeddedworldChina**
Exhibition&Conference
...it's a smarter world

 **BFSHOW**
A FEIRA DO CALÇADO BRASILEIRO

 **HAUSDECOR**
SHOW

 **COATINGS SHOW**
PACIFIC
ADHESIVES - SEALANTS - CONSTRUCTION CHEMICALS

 **Global Pack**

FSBI
Fire Safe Build
India
www.fsbi.in

 **paintindia**
Your welcome to the Indian Coatings, Ink's and Allied Industries

www.ssc-india.org
**SUSTAINABLE
SUPPLY CHAINS
INDIA**
FOR
HEALTH
ENERGY
MOBILITY

Bavarian alliance

YONTEX: Joint venture between BrauBeviale and drinktec



Outlook

Second half of 2023: About 75 events worldwide

Brau Beviale
NÜRNBERG

KOMMUNALE

iENA

POWTECH

Insights

CON
SOZIAL

sps
smart production solutions

IPB
POWDER&BULK®

SUSTAINABLE SUPPLY CHAINS INDIA
FOOD HEALTH ENERGY MOBILITY
www.ssc-india.org

BIOFACH SAUDI ARABIA
into organic

BIOFACH AMERICA
into organic

HYDROGEN DIALOGUE 2023
SUMMIT & EXPO

HYDROGEN DIALOGUE LATIN AMERICA BRAZIL EDITION

it'sa

CHINA DIECASTING

xenia

BIOFACH INDIA
into organic

BIOFACH CHINA
into organic

BFSHOW
A FEIRA DO CALÇADO BRASILEIRO

Pet
-SOUTH AMERICA-

PACIFIC COATINGS SHOW
ADHESIVES - SEALANTS - CONSTRUCTION CHEMICALS

32nd Edition BI2023
BROADCAST INDIA SHOW - MUMBAI

31st Edition SCAT2023
SCAT INDIA TRADESHOW - MUMBAI

Selection from around the world

Sustainability

Our goal: CO2-neutral energy supply by 2028



German Award for Sustainability Projects 2023

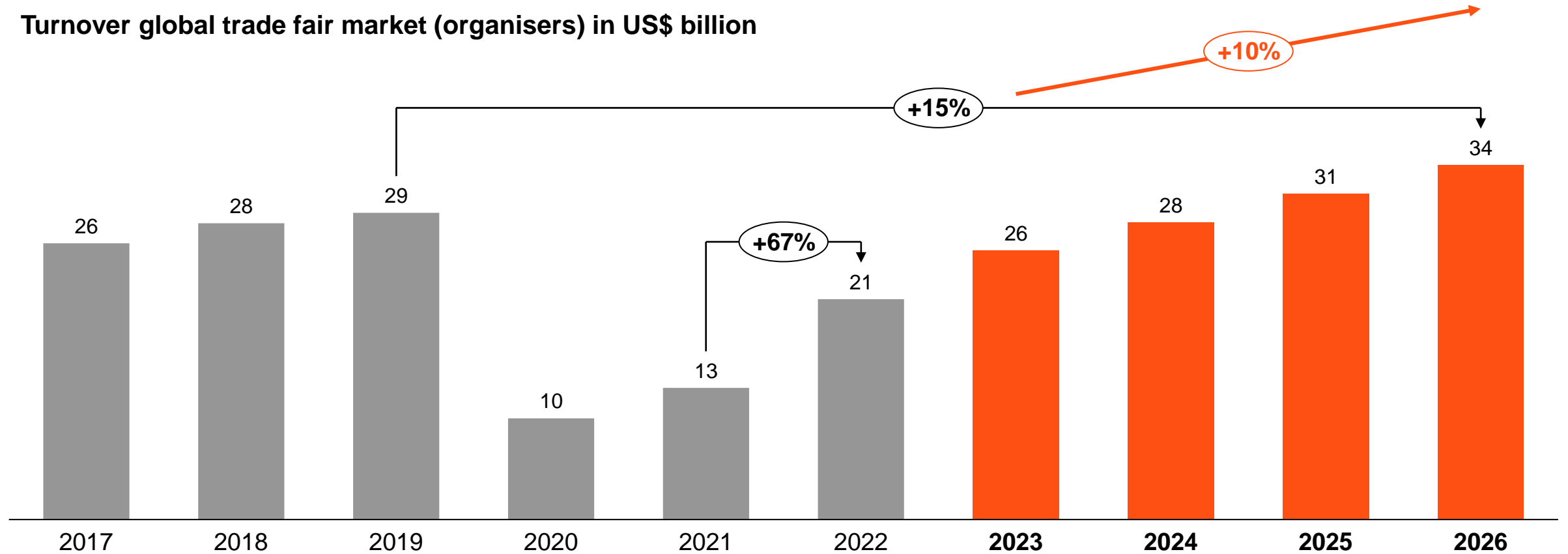
„Naturliebe Küche“ by Lehrieder



Outlook

Trade fairs worldwide bounce back

Turnover global trade fair market (organisers) in US\$ billion



Outlook

Trade fairs worldwide bounce back

2021 and 2022 turnover compared to 2019 levels, and forecast for 2023

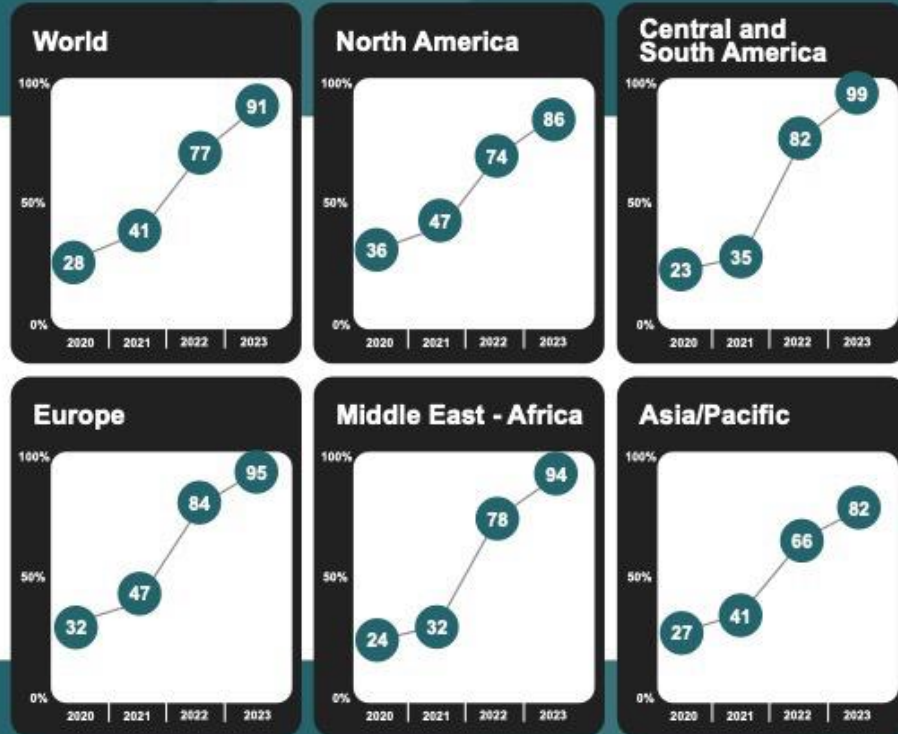


Industry to regain significant revenues again in 2022 and 2023 compared to 2021



Based on data from 329 exhibition industry companies globally. 2019 values indexed here as 100%.

30th UFI Global Exhibition Barometer / January 2023 ©



ufi.org/research

12 years of dual leadership

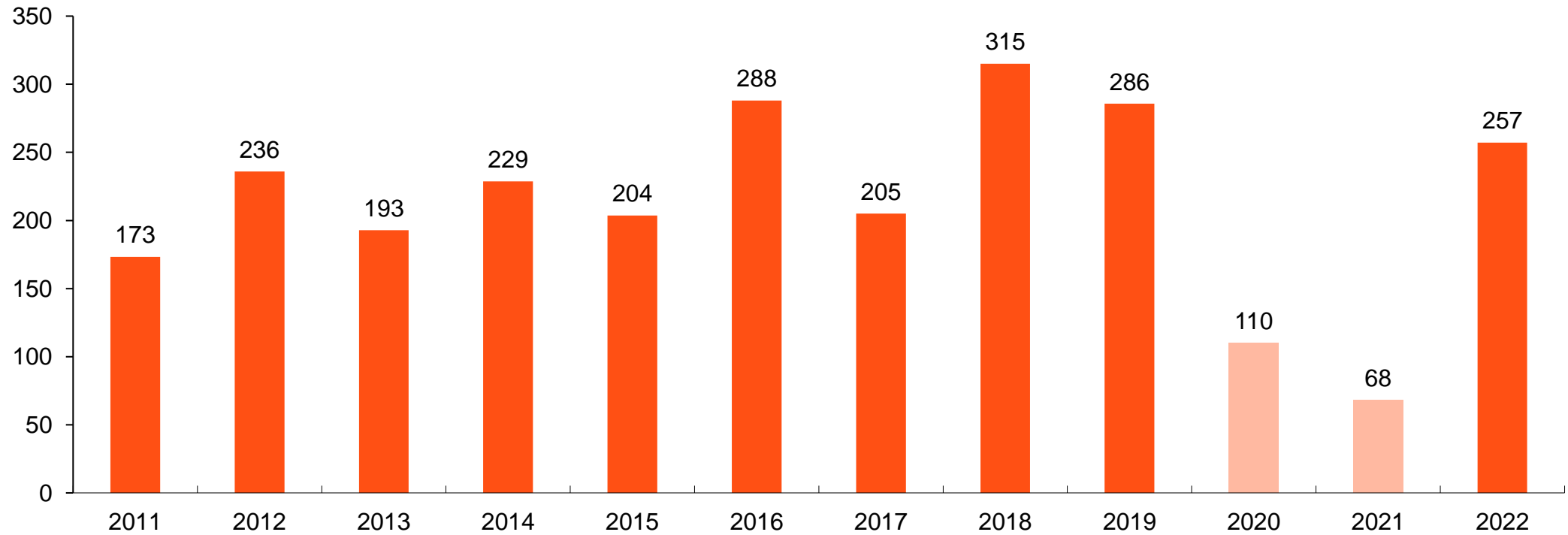
2011-2023



12 years of dual leadership

Sales performance 2011-2022

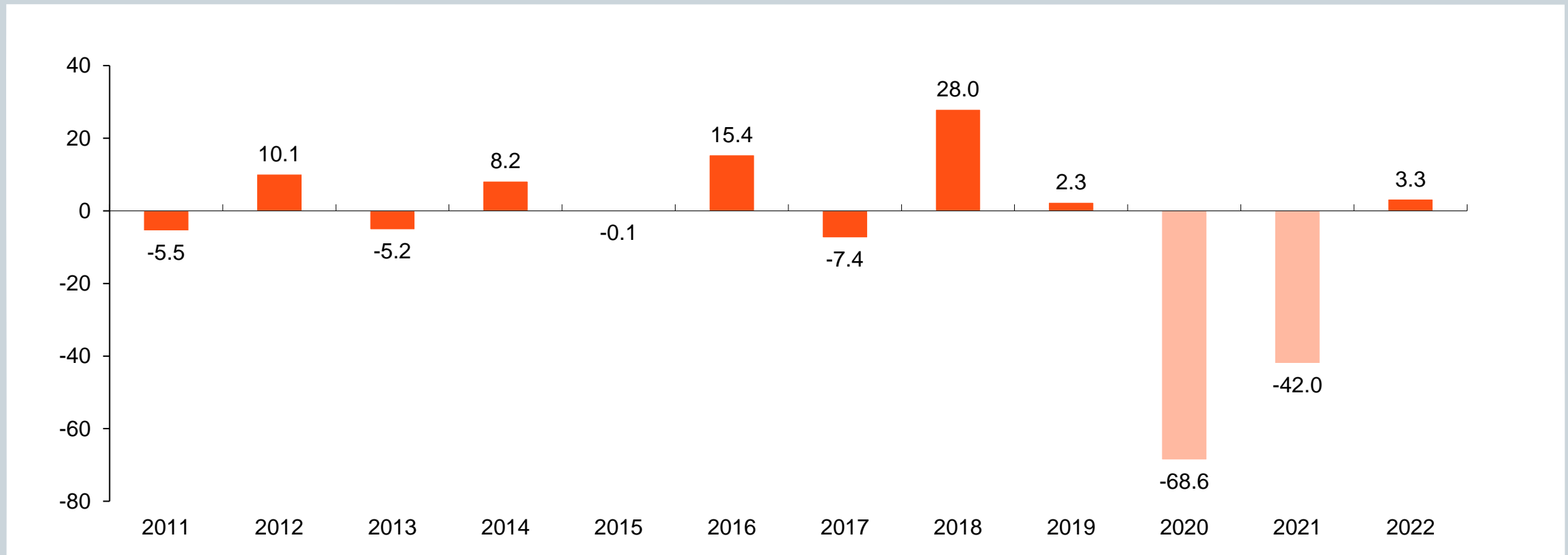
Sales 2012-2021 in €m



NürnbergMesse Group

Change in consolidated profit/loss* in €m, 2011-2022

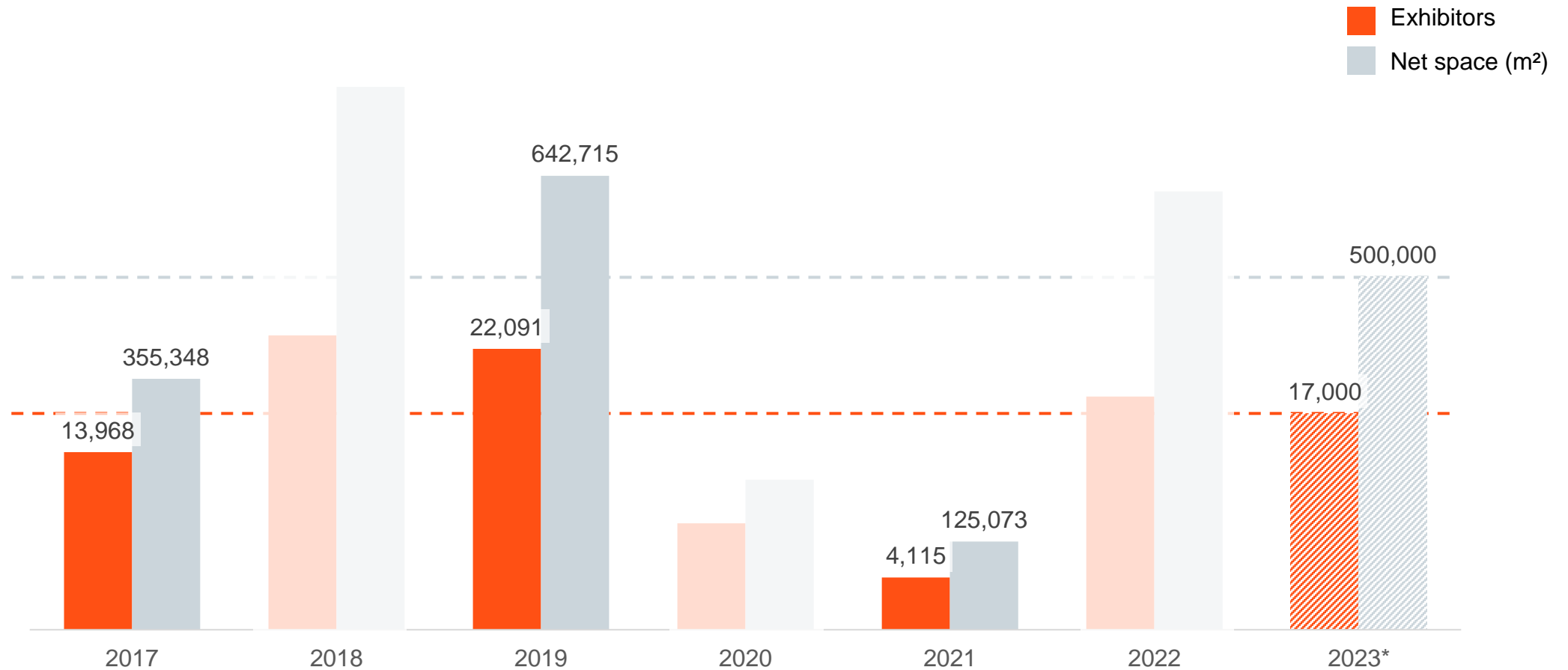
Change in consolidated profit/loss* in €m



*Consolidated net profit/loss for the year plus/minus withdrawal/allocation to reserves corrected for minority interests

Outlook

Business development in the “pivotal year” at the end of the pandemic



* Extrapolation, projected values as of May 2023
Source: Economic plan 2023, overall statistics

NÜRNBERG / MESSE